

How does your retirement look like?

Invest in UBL Retirement Savings Fund on a regular basis to grow your savings over time, so by the time you are ready for retirement your savings are ready for you.



Scan Now



Rated 'AM1' by JCR-VIS | Call: **0800-00026** | SMS **INVEST** to 8258

Disclaimer: All investment in pension funds are subject to market risks. Past performance is not necessarily indicative of future results. Please read the offering document to understand the investment policies and risk involved. As per Section 63 of Income Tax Ordinance, 2001, An eligible person shall be allowed tax rebate on premium/contribution, maximum upto 20% of taxable income at average rate of tax. Withdrawal from pension fund before retirement shall have tax implications pre-mature withdrawal from Pension funds is subject to tax. Lump sum withdrawal in excess of 50% at or after retirement age will be subject to tax. Consult your tax advisor for more information. . A free Takaful cover shall be provided to the investors of UBL Retirement Savings Fund. Investors meeting eligibility criteria at a later date will have to fill Takaful Provider's "Health Questionnaire Form" and their coverage will be subject to acceptance by the Takaful provider. Coverage available: Equivalent to cumulative investment, with a ceiling of Rupees Five million (Pkr 5,000,000/-). Note: Pak Qatar family takaful is not a product of UBL Fund managers for details please read annexure A of offering document.

UBL Money Market Fund

Fund Managers Report - October 2020



Investment Objective

The objective of UBL Money Market Fund is to generate competitive returns within a low risk portfolio to provide a regular stream of income and easy liquidity to its investors by investing a major chunk of the portfolio in short term government securities.

Fund Performance

	UMMF ¹	UMMF ²	Benchmark
FY-YTD (p.a.)	5.85%	5.96%	6.70%
October 2020 (p.a.)	6.33%	6.51%	6.64%
Since Inception (CAGR)	8.34%	8.34%	8.82%
Standard Deviation*		0.35%	2.65%
Sharpe Ratio**		(0.33)	(0.11)
Weighted Avg Time to Maturity		55.09 Days	
Expense Ratio ^{3 1 4}		1.05%	

	Sep'20	Oct'20	%
Fund Size (PKR Mn)	3,013	2,798	-7.15%
Fund Size excluding FoFs (PKR Mn)	2,671	2,465	-7.71%
NAV (PKR)	102.1491	102.6980	0.54%

1 Simple Annualized Return | 2 Morning Star Return

* 12m Trailing | ** 12m Trailing, 3M PKRV yield is used as a risk-free rate

3 This includes 0.19% representing government levy, Worker's Welfare Fund and SECP fee.

Selling & Marketing Expense PKR 3.70 mn. | 4 Annualized.

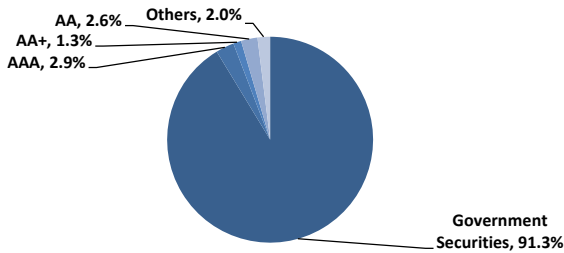
Note: Benchmark has been changed effective from October 2016; Previously 75% 3M PKRV + 25% 3M TDR (with AA or better banks)

Fund Information

Fund Type	Open End Fund
Fund Categorization	Money Market
Risk Profile	Very Low
Launch Date	14-Oct-10
Benchmark	70% Average of 3M PKRV rates + 30% 3M average deposit rate of three 3 AA rated scheduled Banks as selected by MUFAP
Listing	Pakistan Stock Exchange (PSX)
Trustee	Central Depository Company Pakistan Limited
Auditor	A.F. Ferguson & Company
Management Co. Rating	AM1 (JCR-VIS)
Fund Stability Rating	AA (f) (JCR-VIS)
Minimum Investment	Rs. 500/- Initial Subsequent
Load	1% (Front-end)
Dealing Days	Monday to Friday
Cut off times	3:00 PM 4:00 PM (Fri) 9:30 AM (Same Day Redemption)
Pricing Mechanism	Backward
Management Fee*	5% of gross earnings (with min. fee of 0.15% p.a.)
Fund Manager	Syed Sheeraz Ali
Investment Committee	Yasir Qadri Syed Suleman Akhtar, CFA Hadi Mukhi Muhammad Imran Muhammad Waseem, CFA Syed Sheeraz Ali

* Actual Management Fees charged for the month is 0.37% based on average net assets (annualized).

Portfolio Quality (% of Total Assets)

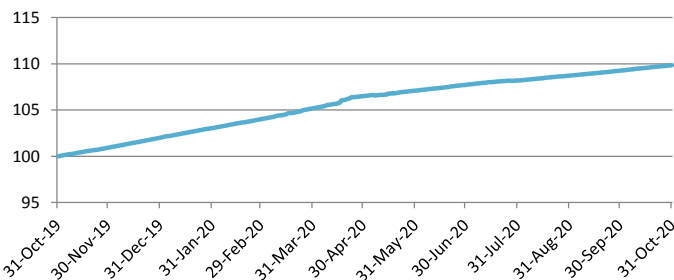


Asset Allocation (% of Total Assets)

	Aug'20	Sep'20	Oct'20
T-Bills	74.9%	0.0%	91.3%
Cash	11.7%	98.5%	6.7%
Placements with DFIs	8.2%	0.0%	0.0%
Others	5.2%	1.6%	2.0%
Leverage	Nil	Nil	Nil

Total Amount Invested by FoFs is PKR 332.90 Mn

Value of 100 Rupees invested 12 months ago



Return vs Benchmark

	3 Months	6 Months	1 Year	3 Years	5 Years	Since Inception
UMMF (p.a)	6.20%	6.30%	9.82%	8.69%	7.27%	8.34%
Benchmark	6.68%	7.20%	9.65%	8.75%	7.42%	8.82%

Returns are annualized using the Morningstar Methodology

Disclosures regarding Sindh Workers Welfare Fund

The Fund/Scheme has maintained provisions against Sindh Workers' Welfare Fund liability to the tune of Rs. 17,251,639, if the same were not made the NAV per unit/return of the Scheme would be higher by Rs. 0.63/0.61%.

Monthly Yield *

	Nov'19	Dec'19	Jan'20	Feb'20	Mar'20	Apr'20	May'20	Jun'20	Jul'20	Aug'20	Sep'20	Oct'20	CYTD
UMMF (p.a)	11.86%	13.45%	12.65%	12.45%	14.06%	16.49%	6.64%	7.38%	5.25%	5.80%	6.29%	6.51%	9.26%
Benchmark	12.72%	12.75%	12.72%	12.72%	12.04%	9.81%	8.57%	7.85%	6.76%	6.71%	6.69%	6.64%	9.04%

* Returns are annualized using the Morningstar Methodology | For periodic returns as per SECP's SCD Circular No. 16 of 2014, refer to the end of this FMR

Disclaimer : This publication is for informational purpose only and nothing herein should be construed as a solicitation, recommendation or an offer to buy or sell any fund. All investments in mutual funds are subject to market risks. The NAV based prices of units and any dividends/returns thereon are dependent on forces and factors affecting the capital markets. These may go up or down based on market conditions. Past performance is not necessarily indicative of future results. All returns are calculated assuming reinvested dividends. The calculation of performance does not include cost of sales load.

UBL Stock Advantage Fund

Fund Managers Report - October 2020



Investment Objective

USF is an open-end Equity Fund, investing primarily in equities listed on the PSX. The Fund seeks to maximize total returns and outperform its benchmark by investing in a combination of securities offering long term capital gains and dividend yield potential.

Fund Performance

	USF	Benchmark
FY-YTD	15.57%	15.88%
October 2020	-1.02%	-1.68%
Since Inception (CAGR)***	12.17%	8.52%
Standard Deviation*	25.66%	24.67%
Sharpe Ratio**	0.36	0.27
Beta*	1.02	1.00
Alpha*^	2.66%	
R-Square^^	97%	
Price-to-Earning Ratio ^^^	8.67x	9.66x
Dividend Yield ^^^	5.13%	5.71%
Value at Risk	-2.00%	-2.28%
Expense Ratio ¹	1.86%	

	Sep'20	Oct'20	%
Fund Size (PKR Mn)	7,321	7,050	-3.71%
NAV (PKR)	70.26	69.54	-1.02%

*12M Trailing. | **12M Trailing, 3M PKRV yield used as Risk-Free rate. | ^Alpha measures the risk adjusted performance of the fund vs. the benchmark. | ^^ R-Square measures the correlation between the benchmark and the fund. | ^^^ Benchmark figures are for KSE-100 Index only. | ***Returns have been annualized using Morningstar Methodology.

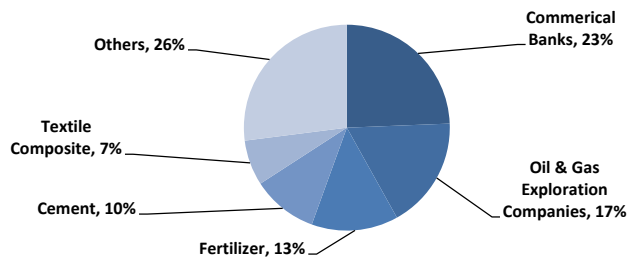
¹ This includes 0.37% representing government levy, Worker's Welfare Fund and SECP fee. Selling & Marketing Expense PKR 47.70mn.

Fund Information

Fund Type	Open End Fund
Fund Categorization	Equity
Risk Profile	High
Launch Date	04-Aug-06
Benchmark	KSE-100 Index
Listing	Pakistan Stock Exchange (PSX)
Trustee	Central Depository Company Pakistan Limited
Auditor	Grant Thornton Anjum Rehman
Management Co.Rating	AM1 (JCR-VIS)
Minimum Investment	Rs. 500/- initial & subsequent
Load	2.5% (Front-end), Nil (Back-end)
Dealing Days	Monday to Friday
Cut off times	3:00 PM 4:00 PM (Fri)
Pricing Mechanism	Forward
Management Fee	2% p.a.
Fund Manager	Mubashir Anis, CFA
Investment Committee	Yasir Qadri Syed Suleman Akhtar, CFA Hadi Mukhi Muhammad Waseem, CFA Mubashir Anis, CFA

Note: Benchmark has been changed effective from October 2016; Previously 85% of KSE-100 Index + 15% of MSCI-ACW Index

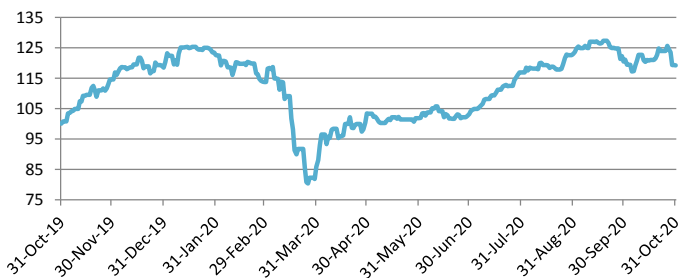
Equity Sector Allocation (% of Total Assets)



Top Ten Holdings (% of Total Assets)

Mari Petroleum Co. Ltd.	6.94%	The Hub Power Co. Ltd.	4.96%
Habib Bank Ltd.	6.73%	Lucky Cement Ltd.	4.75%
Engro Corporation Ltd.	5.98%	Oil & Gas Development Co. Ltd.	4.51%
United Bank Ltd.	5.22%	Bank AL Habib Ltd.	4.41%
Kohat Cement Co. Ltd.	5.14%	Fauji Fertilizer Co. Ltd.	4.18%

Value of 100 Rupees invested 12 months ago



Monthly Yield

	Nov'19	Dec'19	Jan'20	Feb'20	Mar'20	Apr'20	May'20	Jun'20	Jul'20	Aug'20	Sep'20	Oct'20	CYTD
USF	14.56%	3.44%	3.43%	-7.16%	-24.54%	20.40%	-1.49%	1.35%	13.30%	5.18%	-2.01%	-1.02%	0.65%
Benchmark	14.86%	3.68%	2.20%	-8.76%	-23.04%	16.69%	-0.53%	1.45%	14.05%	4.72%	-1.31%	-1.68%	-2.08%

For periodic returns as per SECP's SCD Circular No. 16 of 2014, refer to the end of this FMR

Disclaimer: This publication is for informational purpose only and nothing herein should be construed as a solicitation, recommendation or an offer to buy or sell any fund. All investments in mutual funds are subject to market risks. The NAV based prices of units and any dividends/returns thereon are dependent on forces and factors affecting the capital markets. These may go up or down based on market conditions. Past performance is not necessarily indicative of future results. All returns are calculated assuming reinvested dividends. The calculation of performance does not include cost of sales load.

Asset Allocation (% of Total Assets)

	Aug'20	Sep'20	Oct'20
Equities	93.5%	93.1%	95.8%
Cash	6.0%	6.2%	1.3%
Others	0.6%	0.7%	2.5%
Leverage	Nil	Nil	Nil

Return vs Benchmark

	3 Months	6 Months	1 Year	3 Years	5 Years	Since Inception
USF	2.01%	15.38%	19.28%	6.40%	29.59%	414.12%
Benchmark	1.60%	16.93%	16.62%	0.68%	14.00%	220.79%

Returns are on absolute basis

Disclosures regarding Sindh Workers Welfare Fund

The Fund/Scheme has maintained provisions against Sindh Workers' Welfare Fund liability to the tune of Rs. 70,542,937, if the same were not made the NAV per unit/return of the Scheme would be higher by Rs. 0.70/1.01%.

UBL Special Savings Fund - II

UBL SPECIAL SAVINGS PLAN-VIII

Fund Managers Report - October 2020



Investment Objective

The "UBL Special Savings Plan-VIII (USSP-VIII)" is an Allocation Plan under "UBL Special Savings Fund - II". The objective is to earn competitive regular return with capital preservation for unit holders who hold their investment for thirty (30) Months & beyond from commencement of life of plan

Fund Performance

	USSP-VIII ¹	USSP-VIII ²	Benchmark
FY-YTD (p.a.)	1.48%	1.48%	7.02%
October 2020 (p.a.)	9.99%	10.46%	7.21%
Since Inception (CAGR)		10.61%	8.52%
Standard Deviation*		N/A	N/A
Sharpe Ratio**		N/A	N/A
Expense Ratio ³ ⁴		2.19%	

	Sep'20	Oct'20	%
Fund Size (PKR Mn)	147	145	-1.21%
NAV (PKR)	101.3295	102.1890	0.85%

¹ Simple Annualized Return | ² Morning Star Return

* 12m Trailing | ** 12m Trailing, 3M PKRV yield is used as a risk-free rate

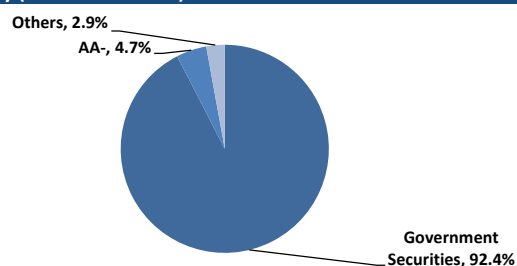
³ This includes 0.24% representing government levy, Worker's Welfare Fund and SECP fee.

Selling & Marketing Expense PKR 0.00 mn. | ⁴ Annualized.

Fund Information

Fund Type	Open End Fund
Fund Categorization	Capital Protected Scheme
Risk Profile	Low
Launch Date	08-Jun-20
Benchmark	Average of 6M PKRV rates.
Listing	Pakistan Stock Exchange (PSX)
Trustee	Central Depository Company Pakistan Limited
Auditor	KPMG Taseer Hadi & Co.
Management Co. Rating	AM1 (JCR-VIS)
Fund Stability Rating	Not yet Rated
Minimum Investment	Rs. 50,000/- Initial Rs. 1,000/- Subsequent
Load	Nil (Front-end) 1.5% during 1st Year, 1% during 2nd Year, 0.75% after 2nd Year, Nil
Dealing Days	Monday to Friday
Cut off times	12:00 PM
Pricing Mechanism	Forward
Management Fee	0.75%
Fund Manager	Syed Sheeraz Ali
Investment Committee	Yasir Qadri Syed Suleman Akhtar, CFA Hadi Mukhi Muhammad Imran Muhammad Waseem, CFA Syed Sheeraz Ali

Portfolio Quality (% of Total Assets)

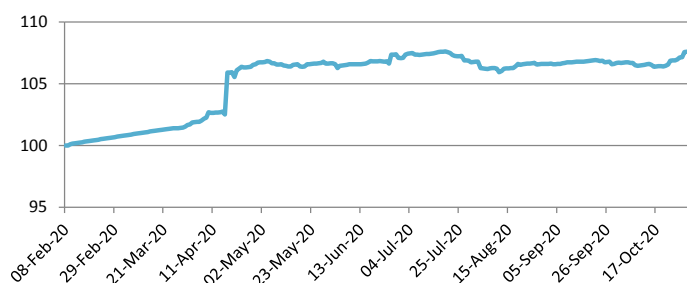


Asset Allocation (% of Total Assets)

	Aug'20	Sep'20	Oct'20
PIB - Fixed*	77.7%	88.5%	89.8%
Cash	14.8%	6.7%	4.7%
T-Bills*	2.6%	2.6%	2.7%
Others	4.9%	2.2%	2.9%
Leverage	Nil	Nil	Nil

* Weighted Average Time to Maturity 2.29 years for PIBs and 0.00 years for T-Bills

Value of 100 Rupees invested at inception



Return vs Benchmark

	3 Months	6 Months	1 Year	3 Years	5 Years	Since Inception
USSP-VIII (p.a)	3.15%	1.67%	-	-	-	10.61%
Benchmark	7.16%	7.26%	-	-	-	8.52%

Returns are annualized using the Morningstar Methodology

Disclosures regarding Sindh Workers Welfare Fund

The Fund/Scheme has maintained provisions against Sindh Workers' Welfare Fund liability to the tune of Rs. 175,452, if the same were not made the NAV per unit/return of the Scheme would be higher by Rs. 0.12/0.12%.

Monthly Yield *

	Nov'19	Dec'19	Jan'20	Feb'20	Mar'20	Apr'20	May'20	Jun'20	Jul'20	Aug'20	Sep'20	Oct'20	CYTD
USSP-VIII (p.a)	-	-	-	13.11%	11.92%	80.52%	-0.53%	4.77%	-3.29%	-1.78%	1.09%	10.46%	10.61%
Benchmark	-	-	-	13.39%	12.21%	9.18%	7.82%	7.64%	6.61%	7.10%	7.16%	7.21%	8.52%

*Returns are annualized using the Morningstar Methodology | For periodic returns as per SECP's SCD Circular No. 16 of 2014, refer to the end of this FMR

Disclaimer : This publication is for informational purpose only and nothing herein should be construed as a solicitation, recommendation or an offer to buy or sell any fund. All investments in mutual funds are subject to market risks. The NAV based prices of units and any dividends/returns thereon are dependent on forces and factors affecting the capital markets. These may go up or down based on market conditions. Past performance is not necessarily indicative of future results. All returns are calculated assuming reinvested dividends. The calculation of performance does not include cost of sales load.

Al-Ameen Islamic Special Savings Fund

AL-AMEEN ISLAMIC SPECIAL SAVINGS PLAN-II

Fund Managers Report - October 2020



Investment Objective

The "Al-Ameen Islamic Special Savings Plan-II (AISSP-II)" is an Allocation Plan under "Al-Ameen Islamic Special Savings Fund" with an objective to earn competitive regular return with capital preservation for unit holders who held their investment within Plan for Twenty Four (24) months & beyond from commencement of Life of Plan.

Fund Performance

	AISSP-II ¹	AISSP-II ²	Benchmark
FY-YTD (p.a.)	4.69%	4.77%	7.44%
October 2020 (p.a.)	4.28%	4.36%	7.61%
Since Inception (CAGR)		1.90%	6.74%
Standard Deviation*		N/A	N/A
Sharpe Ratio**		N/A	N/A
Expense Ratio ^{3 4}		2.12%	

	Sep'20	Oct'20	%
Fund Size (PKR Mn)	248	231	-7.10%
NAV (PKR)	100.8557	101.2219	0.36%

¹ Simple Annualized Return | ² Morning Star Return

* 12m Trailing | ** 12m Trailing, 3M PKRV yield is used as a risk-free rate

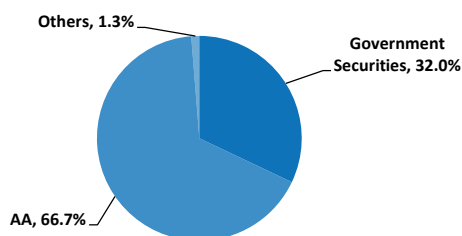
³ This includes 1.78% representing government levy, Worker's Welfare Fund and SECP fee.

Selling & Marketing Expense PKR 0.25 mn. | ⁴ Annualized.

Fund Information

Fund Type	Open End Fund
Fund Categorization	Shariah Compliant Capital Protected Scheme
Risk Profile	Low
Launch Date	19-Oct-20
Benchmark	Six (6) Months PKISRV Rates
Listing	In Process
Trustee	Central Depository Company Pakistan Limited
Auditor	Deloitte Yousuf Adil & Co.
Shariah Advisory Board	Mr. Hassaan Kaleem & Mr. Najeeb Khan
Management Co. Rating	AM1 (JCR-VIS)
Fund Stability Rating	Not yet Rated
Minimum Investment	Rs. 50,000/- Initial Rs. 1,000/- Subsequent
Load	Nil (Front-end) 1.5% during 1st Year, 1% during 2nd Year, Nil after 2nd Year (Backend/Deferred)
Dealing Days	Monday to Friday
Cut off times	3:00 PM 4:00 PM (Fri)
Pricing Mechanism	Forward
Management Fee	0.75% during the Subscription Period & 0.75% during the Life of Plan
Fund Manager	Syed Sheeraz Ali
Investment Committee	Yasir Qadri Syed Suleman Akhtar, CFA Hadi Mukhi Muhammad Imran Muhammad Waseem, CFA Syed Sheeraz Ali

Portfolio Quality (% of Total Assets)

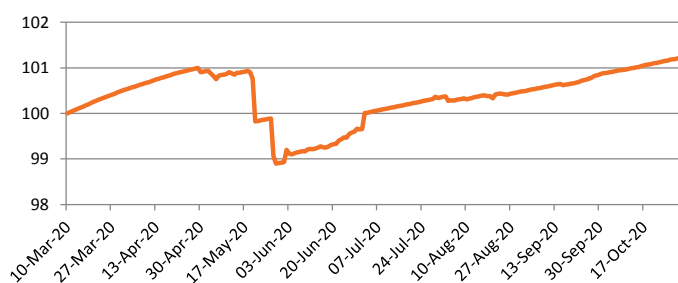


Asset Allocation (% of Total Assets)

	Aug'20	Sep'20	Oct'20
Cash	51.7%	69.1%	66.7%
GOP Ijarah Sukuk	46.2%	29.9%	32.0%
Others	2.0%	1.0%	1.3%
Leverage	Nil	Nil	Nil

* Weighted Average Time to Maturity 1.54 years for GOP Ijarah Sukuk

Value of 100 Rupees invested at inception



Return vs Benchmark

	3 Months	6 Months	1 Year	3 Years	5 Years	Since Inception
AISSP-II	3.49%	0.62%	-	-	-	1.90%
Benchmark	7.57%	7.06%	-	-	-	6.74%

Returns are annualized using the Morningstar Methodology

Disclosures regarding Sindh Workers Welfare Fund

The Fund/Scheme has maintained provisions against Sindh Workers' Welfare Fund liability to the tune of Rs. 70,995, if the same were not made the NAV per unit/return of the Scheme would be higher by Rs. 0.03/0.03%.

Monthly Yield

	Nov'19	Dec'19	Jan'20	Feb'20	Mar'20	Apr'20	May'20	Jun'20	Jul'20	Aug'20	Sep'20	Oct'20	CYTD
AISSP-II	-	-	-	-	9.02%	5.05%	-20.88%	9.32%	8.66%	1.60%	4.57%	4.36%	1.90%
Benchmark	-	-	-	-	5.95%	5.32%	5.95%	6.67%	7.04%	7.54%	7.57%	7.61%	6.74%

For periodic returns as per SECP's SCD Circular No. 16 of 2014, refer to the end of this FMR

Disclaimer : This publication is for informational purpose only and nothing herein should be construed as a solicitation, recommendation or an offer to buy or sell any fund. All investments in mutual funds are subject to market risks. The NAV based prices of units and any dividends/returns thereon are dependent on forces and factors affecting the capital markets. These may go up or down based on market conditions. Past performance is not necessarily indicative of future results. All returns are calculated assuming reinvested dividends. The calculation of performance does not include cost of sales load.

Al-Ameen Islamic Special Savings Fund

AL-AMEEN ISLAMIC SPECIAL SAVINGS PLAN-II

Fund Managers Report - October 2020



Investment Objective

The "Al-Ameen Islamic Special Savings Plan-II (AISSP-II)" is an Allocation Plan under "Al-Ameen Islamic Special Savings Fund" with an objective to earn competitive regular return with capital preservation for unit holders who held their investment within Plan for Twenty Four (24) months & beyond from commencement of Life of Plan.

Fund Performance

	AISSP-II ¹	AISSP-II ²	Benchmark
FY-YTD (p.a.)	4.69%	4.77%	7.44%
October 2020 (p.a.)	4.28%	4.36%	7.61%
Since Inception (CAGR)		1.90%	6.74%
Standard Deviation*		N/A	N/A
Sharpe Ratio**		N/A	N/A
Expense Ratio ^{3 4}		2.12%	

	Sep'20	Oct'20	%
Fund Size (PKR Mn)	248	231	-7.10%
NAV (PKR)	100.8557	101.2219	0.36%

¹ Simple Annualized Return | ² Morning Star Return

* 12m Trailing | ** 12m Trailing, 3M PKRV yield is used as a risk-free rate

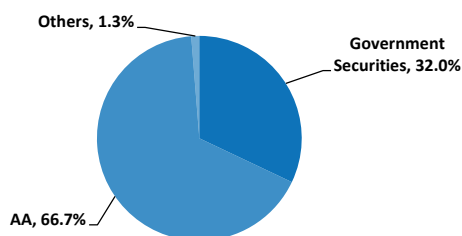
³ This includes 1.78% representing government levy, Worker's Welfare Fund and SECP fee.

Selling & Marketing Expense PKR 0.25 mn. | ⁴ Annualized.

Fund Information

Fund Type	Open End Fund
Fund Categorization	Shariah Compliant Capital Protected Scheme
Risk Profile	Low
Launch Date	19-Oct-20
Benchmark	Six (6) Months PKISRV Rates
Listing	In Process
Trustee	Central Depository Company Pakistan Limited
Auditor	Deloitte Yousuf Adil & Co.
Shariah Advisory Board	Mr. Hassaan Kaleem & Mr. Najeeb Khan
Management Co. Rating	AM1 (JCR-VIS)
Fund Stability Rating	Not yet Rated
Minimum Investment	Rs. 50,000/- Initial Rs. 1,000/- Subsequent
Load	Nil (Front-end) 1.5% during 1st Year, 1% during 2nd Year, Nil after 2nd Year (Backend/Deferred)
Dealing Days	Monday to Friday
Cut off times	3:00 PM 4:00 PM (Fri)
Pricing Mechanism	Forward
Management Fee	0.75% during the Subscription Period & 0.75% during the Life of Plan
Fund Manager	Syed Sheeraz Ali
Investment Committee	Yasir Qadri Syed Suleman Akhtar, CFA Hadi Mukhi Muhammad Imran Muhammad Waseem, CFA Syed Sheeraz Ali

Portfolio Quality (% of Total Assets)

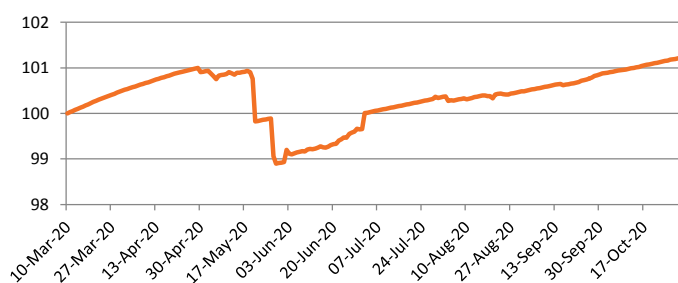


Asset Allocation (% of Total Assets)

	Aug'20	Sep'20	Oct'20
Cash	51.7%	69.1%	66.7%
GOP Ijarah Sukuk	46.2%	29.9%	32.0%
Others	2.0%	1.0%	1.3%
Leverage	Nil	Nil	Nil

* Weighted Average Time to Maturity 1.54 years for GOP Ijarah Sukuk

Value of 100 Rupees invested at inception



Return vs Benchmark

	3 Months	6 Months	1 Year	3 Years	5 Years	Since Inception
AISSP-II	3.49%	0.62%	-	-	-	1.90%
Benchmark	7.57%	7.06%	-	-	-	6.74%

Returns are annualized using the Morningstar Methodology

Disclosures regarding Sindh Workers Welfare Fund

The Fund/Scheme has maintained provisions against Sindh Workers' Welfare Fund liability to the tune of Rs. 70,995, if the same were not made the NAV per unit/return of the Scheme would be higher by Rs. 0.03/0.03%.

Monthly Yield

	Nov'19	Dec'19	Jan'20	Feb'20	Mar'20	Apr'20	May'20	Jun'20	Jul'20	Aug'20	Sep'20	Oct'20	CYTD
AISSP-II	-	-	-	-	9.02%	5.05%	-20.88%	9.32%	8.66%	1.60%	4.57%	4.36%	1.90%
Benchmark	-	-	-	-	5.95%	5.32%	5.95%	6.67%	7.04%	7.54%	7.57%	7.61%	6.74%

For periodic returns as per SECP's SCD Circular No. 16 of 2014, refer to the end of this FMR

Disclaimer : This publication is for informational purpose only and nothing herein should be construed as a solicitation, recommendation or an offer to buy or sell any fund. All investments in mutual funds are subject to market risks. The NAV based prices of units and any dividends/returns thereon are dependent on forces and factors affecting the capital markets. These may go up or down based on market conditions. Past performance is not necessarily indicative of future results. All returns are calculated assuming reinvested dividends. The calculation of performance does not include cost of sales load.

Al-Ameen Islamic Financial Planning Fund - III

AL-AMEEN ISLAMIC ACTIVE PRINCIPAL PRESERVATION PLAN-III

Fund Managers Report - October 2020



Investment Objective

AIFPF is an Open-end Shariah Compliant Fund of funds that aims to generate returns on Investment as per the respective Allocation Plan by investing in Shariah Compliant Mutual Funds in line with the risk tolerance of the Investor.

Fund Performance

	AIAPPP-III	Benchmark
FY-YTD	2.30%	2.52%
October 2020	0.34%	0.57%
Since Inception (CAGR)***	3.70%	3.08%
Standard Deviation*	7.21%	7.91%
Sharpe Ratio**	(1.03)	(1.04)
Expense Ratio ¹	0.08%	

	Sep'20	Oct'20	%
Fund Size (PKR Mn)	588	545	-7.37%
NAV (PKR)	107.5803	107.9485	0.34%

* 12m Trailing | ** 12m Trailing, 3M PKRV yield is used as a risk-free rate

***Returns have been annualized using Morningstar Methodology

¹ This includes 0.01% representing government levy, Worker's Welfare Fund and SECP fee.

Selling & Marketing Expense PKR 0.00 mn.

Management Fee Note: up to 1%p.a, if plan invest in CIS not managed by UBL Fund Managers or if net assets of money market component invested in saving accounts and term deposits

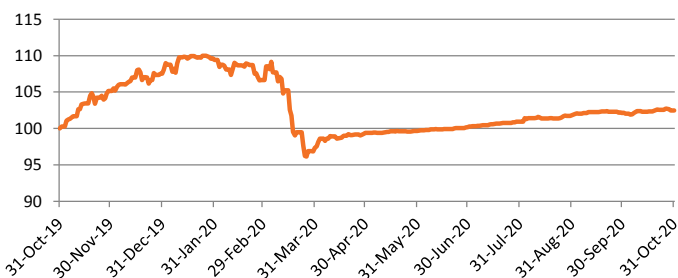
Fund Information

Fund Type	Open End Fund
Fund Categorization	Shariah Compliant Fund of Funds Scheme
Risk Profile	Medium
Launch Date	25-Sep-18
Benchmark	Weighted Avg. of 3M average deposit rates of 3 AA rated islamic banks/windows as selected by MUFAP, 6M PKISRV rates and KMI-30 Index on basis of actual investment by the plan
Listing	Pakistan Stock Exchange (PSX)
Trustee	Central Depository Company Pakistan Limited
Auditor	KPMG Taseer Hadi & Co.
Shariah Advisory Board	Mr. Hassaan Kaleem & Mr. Najeem Khan
Fund Stability Rating	Not yet Rated
Minimum Investment Load	Rs. 10,000/- Initial Rs. 1,000/- Subsequently 3% (Front-end) 4% (Contingent Load) 4% If redeemed within 1 year, 2% if redeemed in within second year and Nil after 2 years
Dealing Days	Monday to Friday
Cut off times	3:00 PM 4:00 PM (Fri)
Pricing Mechanism	Forward
Management Fee	Upto 1% p.a. (on the value of underlying Funds not managed by UBL Fund Managers)
Fund Manager	Syed Shabbir Sardar Zaidi, CFA
Investment Committee	Yasir Qadri Syed Suleman Akhtar, CFA Hadi Mukhi Muhammad Imran Muhammad Waseem, CFA Syed Shabbir Sardar Zaidi, CFA

Holdings (% of Total Assets)

Al-Ameen Islamic Sovereign Fund	94.5%
Al-Ameen Islamic Dedicated Equity Fund	5.4%

Value of 100 Rupees invested 12 months ago



Profit Locked-in

Profit locked-in* 0%

* Profit Lock-in feature allows the Fund Manager to realize some of the equity investment gains into Income/money market investments, in order to secure the profit if any for investors.

Monthly Yield

	Nov'19	Dec'19	Jan'20	Feb'20	Mar'20	Apr'20	May'20	Jun'20	Jul'20	Aug'20	Sep'20	Oct'20	CYTD
AIAPPP-III	5.14%	2.26%	1.78%	-2.55%	-8.73%	2.12%	0.28%	0.51%	0.76%	0.88%	0.30%	0.34%	-4.68%
Benchmark	4.75%	2.76%	1.52%	-4.16%	-8.27%	2.27%	0.47%	0.53%	0.97%	0.61%	0.35%	0.57%	-5.49%

For periodic returns as per SECP's SCD Circular No. 16 of 2014, refer to the end of this FMR

Disclaimer : This publication is for informational purpose only and nothing herein should be construed as a solicitation, recommendation or an offer to buy or sell any fund. All investments in mutual funds are subject to market risks. The NAV based prices of units and any dividends/returns thereon are dependent on forces and factors affecting the capital markets. These may go up or down based on market conditions. Past performance is not necessarily indicative of future results. All returns are calculated assuming reinvested dividends. The calculation of performance does not include cost of sales load.

Asset Allocation (% of Total Assets)

	Aug'20	Sep'20	Oct'20
Income Funds	92.7%	92.9%	94.5%
Equity Funds	7.2%	7.1%	5.4%
Cash	0.1%	0.1%	0.1%
Others	0.0%	0.0%	0.0%
Leverage	Nil	Nil	Nil

Return vs Benchmark

	3 Months	6 Months	1 Year	3 Years	5 Years	Since Inception
AIAPPP-III	1.53%	3.11%	2.49%	-	-	7.95%
Benchmark	1.53%	3.55%	1.73%	-	-	6.60%

Returns are on absolute basis

Disclosures regarding Sindh Workers Welfare Fund

The Fund/Scheme has maintained provisions against Sindh Workers' Welfare Fund liability to the tune of Rs. 711,420, if the same were not made the NAV per unit/return of the Scheme would be higher by Rs. 0.14/0.13%.

Multiplier

Multiplier as at October 31, 2020 0.73
Multiplier range during the month of October 2020 0.73 - 1.00

Al-Ameen Islamic Financial Planning Fund - III

AL-AMEEN ISLAMIC ACTIVE PRINCIPAL PRESERVATION PLAN-IV

Fund Managers Report - October 2020



Investment Objective

AIFPF-III is an Open-end Shariah Compliant Fund of funds that aims to generate returns on Investment as per the respective Allocation Plan by investing in Shariah Compliant Mutual Funds in line with the risk tolerance of the Investor.

Fund Performance

	AIAPPP-IV	Benchmark
FY-YTD	3.15%	3.19%
October 2020	0.17%	0.32%
Since Inception (CAGR)***	8.18%	6.36%
Standard Deviation*	8.03%	8.76%
Sharpe Ratio**	(0.19)	(0.36)
Expense Ratio ¹	0.13%	

	Sep'20	Oct'20	%
Fund Size (PKR Mn)	154	151	-1.56%
NAV (PKR)	115.3762	115.5744	0.17%

* 12m Trailing | ** 12m Trailing, 3M PKRV yield is used as a risk-free rate

***Returns have been annualized using Morningstar Methodology

¹ This includes 0.01% representing government levy, Worker's Welfare Fund and SECP fee.

Selling & Marketing Expense PKR 0.00 mn.

Management Fee Note: up to 1%p.a, if plan invest in CIS not managed by UBL Fund Managers or if net assets of money market component invested in saving accounts and term deposits

Fund Information

Fund Type	Open End Fund
Fund Categorization	Shariah Compliant Fund of Funds Scheme
Risk Profile	Medium
Launch Date	18-Dec-18
Benchmark	Weighted Avg. of 3M average deposit rates of 3 AA rated islamic banks/windows as selected by MUFAP, 6M PKISRV rates and KMI-30 Index on basis of actual investment by the plan
Listing	Pakistan Stock Exchange (PSX)
Trustee	Central Depository Company Pakistan Limited
Auditor	KPMG Taseer Hadi & Co.
Shariah Advisory Board	Mr. Hassaan Kaleem & Mr. Najeeb Khan
Fund Stability Rating	Not yet Rated
Minimum Investment Load	Rs. 10,000/- Initial Rs. 1,000/- Subsequently 3% (Front-end) 4% (Contingent Load) 4% If redeemed within 1 year, 2% if redeemed in within second year and Nil after 2 years
Dealing Days	Monday to Friday
Cut off times	3:00 PM 4:00 PM (Fri)
Pricing Mechanism	Forward
Management Fee	Upto 1% p.a. (on the value of underlying Funds not managed by UBL Fund Managers)
Fund Manager	Syed Shabbir Sardar Zaidi, CFA
Investment Committee	Yasir Qadri Syed Suleman Akhtar, CFA Hadi Mukhi Muhammad Imran Muhammad Waseem, CFA Syed Shabbir Sardar Zaidi, CFA

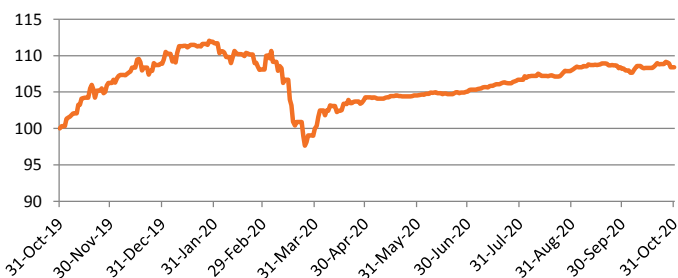
Holdings (% of Total Assets)

Al-Ameen Islamic Sovereign Fund	84.7%
Al-Ameen Islamic Dedicated Equity Fund	14.6%

Asset Allocation (% of Total Assets)

	Aug'20	Sep'20	Oct'20
Income Funds	84.5%	84.8%	84.7%
Equity Funds	14.9%	14.6%	14.6%
Cash	0.6%	0.6%	0.6%
Others	0.0%	0.0%	0.0%
Leverage	Nil	Nil	Nil

Value of 100 Rupees invested 12 months ago



Return vs Benchmark

	3 Months	6 Months	1 Year	3 Years	5 Years	Since Inception
AIAPPP-IV	1.61%	3.95%	8.39%	-	-	15.88%
Benchmark	1.33%	4.11%	6.81%	-	-	12.24%

Returns are on absolute basis

Disclosures regarding Sindh Workers Welfare Fund

The Fund/Scheme has maintained provisions against Sindh Workers' Welfare Fund liability to the tune of Rs. 446,518, if the same were not made the NAV per unit/return of the Scheme would be higher by Rs. 0.34/0.29%.

Profit Locked-in

Profit locked-in* 0%

* Profit Lock-in feature allows the Fund Manager to realize some of the equity investment gains into Income/money market investments, in order to secure the profit if any for investors.

Multiplier

Multiplier as at October 31, 2020 1.20
Multiplier range during the month of October 2020 1.20 - 1.20

Monthly Yield

	Nov'19	Dec'19	Jan'20	Feb'20	Mar'20	Apr'20	May'20	Jun'20	Jul'20	Aug'20	Sep'20	Oct'20	CYTD
AIAPPP-IV	6.25%	2.47%	2.59%	-3.22%	-7.53%	4.31%	0.26%	0.51%	1.52%	1.25%	0.18%	0.17%	-0.45%
Benchmark	5.86%	3.01%	1.59%	-3.90%	-7.77%	4.49%	0.40%	0.49%	1.84%	0.92%	0.08%	0.32%	-2.06%

For periodic returns as per SECP's SCD Circular No. 16 of 2014, refer to the end of this FMR

Disclaimer : This publication is for informational purpose only and nothing herein should be construed as a solicitation, recommendation or an offer to buy or sell any fund. All investments in mutual funds are subject to market risks. The NAV based prices of units and any dividends/returns thereon are dependent on forces and factors affecting the capital markets. These may go up or down based on market conditions. Past performance is not necessarily indicative of future results. All returns are calculated assuming reinvested dividends. The calculation of performance does not include cost of sales load.

Al-Ameen Islamic Financial Planning Fund - II

AL-AMEEN ISLAMIC ACTIVE ALLOCATION PLAN - X

Fund Managers Report - October 2020



Investment Objective

AIFPF is an Open-end Shariah Compliant Fund of funds that aims to generate returns on Investment as per the respective Allocation Plan by investing in Shariah Compliant Mutual Funds in line with the risk tolerance of the Investor.

Fund Performance

	AICTAP-X	Benchmark
FY-YTD	11.53%	11.16%
October 2020	-1.01%	-1.08%
Since Inception (CAGR)***	3.66%	1.06%
Standard Deviation*	16.88%	18.71%
Sharpe Ratio**	0.44	0.12
Expense Ratio ¹	0.21%	

	Sep'20	Oct'20	%
Fund Size (PKR Mn)	111	105	-5.02%
NAV (PKR)	112.0033	110.8682	-1.01%

* 12m Trailing | ** 12m Trailing, 3M PKRV yield is used as a risk-free rate

***Returns have been annualized using Morningstar Methodology

¹ This includes 0.04% representing government levy, Worker's Welfare Fund and SECP fee.

Selling & Marketing Expense PKR 0.00 mn.

Note: The Maturity of the plan has been extended upto December 15, 2020

Fund Information

Fund Type	Open End Fund
Fund Categorization	Shariah Compliant Fund of Funds Scheme
Risk Profile	High
Launch Date	15-Dec-17
Benchmark	Weighted Avg. of 3M average deposit rates of 3 AA rated islamic banks/windows as selected by MUFAP, 6M PKISRV rates and KMI-30 Index on basis of actual investment by the plan
Listing	Pakistan Stock Exchange (PSX)
Trustee	Central Depository Company Pakistan Limited
Auditor	BDO Ebrahim & Co.
Shariah Advisory Board	Mr. Hassaan Kaleem & Mr. Najeeb Khan
Fund Stability Rating	Not yet Rated
Minimum Investment Load	Rs. 10,000/- Initial Rs. 1,000/- Subsequently 3% (Front-end) 4% (Contingent Load) 4% If more than 1 year to Maturity of Plan and 2% if 1 year or less to Maturity of Plan
Dealing Days	Monday to Friday
Cut off times	3:00 PM 4:00 PM (Fri)
Pricing Mechanism	Forward
Management Fee	Upto 1% p.a. (on the value of underlying Funds not managed by UBL Fund Managers)
Fund Manager	Syed Shabbir Sardar Zaidi, CFA
Investment Committee	Yasir Qadri Syed Suleman Akhtar, CFA Hadi Mukhi Muhammad Imran Muhammad Waseem, CFA Syed Shabbir Sardar Zaidi, CFA

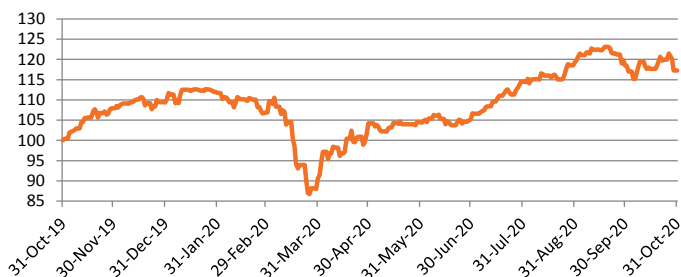
Holdings (% of Total Assets)

Al-Ameen Islamic Dedicated Equity Fund	67.6%
Al-Ameen Islamic Sovereign Fund	26.2%

Asset Allocation (% of Total Assets)

	Aug'20	Sep'20	Oct'20
Equity Funds	68.9%	68.0%	67.6%
Income Funds	26.5%	25.9%	26.2%
Cash	4.6%	6.1%	6.2%
Others	0.0%	0.0%	0.0%
Leverage	Nil	Nil	Nil

Value of 100 Rupees invested 12 months ago



Return vs Benchmark

	3 Months	6 Months	1 Year	3 Years	5 Years	Since Inception
AICTAP-X	2.48%	12.55%	17.30%	-	-	10.91%
Benchmark	0.94%	10.94%	12.22%	-	-	3.08%

Returns are on absolute basis

Disclosures regarding Sindh Workers Welfare Fund

The Fund/Scheme has maintained provisions against Sindh Workers' Welfare Fund liability to the tune of Rs. 2,274,802, if the same were not made the NAV per unit/return of the Scheme would be higher by Rs. 2.40/2.16%.

Monthly Yield

	Nov'19	Dec'19	Jan'20	Feb'20	Mar'20	Apr'20	May'20	Jun'20	Jul'20	Aug'20	Sep'20	Oct'20	CYTD
AICTAP-X	7.97%	1.28%	2.16%	-4.31%	-15.31%	15.11%	0.28%	0.64%	8.83%	4.16%	-0.61%	-1.01%	7.26%
Benchmark	7.16%	1.52%	1.94%	-6.39%	-15.44%	15.21%	-0.24%	0.05%	10.12%	2.93%	-0.86%	-1.08%	3.15%

For periodic returns as per SECP's SCD Circular No. 16 of 2014, refer to the end of this FMR

Disclaimer : This publication is for informational purpose only and nothing herein should be construed as a solicitation, recommendation or an offer to buy or sell any fund. All investments in mutual funds are subject to market risks. The NAV based prices of units and any dividends/returns thereon are dependent on forces and factors affecting the capital markets. These may go up or down based on market conditions. Past performance is not necessarily indicative of future results. All returns are calculated assuming reinvested dividends. The calculation of performance does not include cost of sales load.

Al-Ameen Islamic Financial Planning Fund - II

AL-AMEEN ISLAMIC ACTIVE ALLOCATION PLAN - XI

Fund Managers Report - October 2020



Investment Objective

AIFPF is an Open-end Shariah Compliant Fund of funds that aims to generate returns on Investment as per the respective Allocation Plan by investing in Shariah Compliant Mutual Funds in line with the risk tolerance of the Investor.

Fund Performance

	AICTAP-XI	Benchmark
FY-YTD	12.05%	11.61%
October 2020	-0.97%	-1.15%
Since Inception (CAGR)***	12.21%	7.81%
Standard Deviation*	17.97%	19.65%
Sharpe Ratio**	0.73	0.31
Expense Ratio ¹	0.28%	

	Sep'20	Oct'20	%
Fund Size (PKR Mn)	49	46	-5.77%
NAV (PKR)	119.8124	118.6494	-0.97%

* 12m Trailing | ** 12m Trailing, 3M PKRV yield is used as a risk-free rate

***Returns have been annualized using Morningstar Methodology

¹ This includes 0.04% representing government levy, Worker's Welfare Fund and SECP fee.

Selling & Marketing Expense PKR 0.00 mn.

Fund Information

Fund Type	Open End Fund
Fund Categorization	Shariah Compliant Fund of Funds Scheme
Risk Profile	High
Launch Date	05-Apr-19
Benchmark	Weighted Avg. of 3M average deposit rates of 3 AA rated islamic banks/windows as selected by MUFAP, 6M PKISRV rates and KMI-30 Index on basis of actual investment by the plan
Listing	Pakistan Stock Exchange (PSX)
Trustee	Central Depository Company Pakistan Limited
Auditor	KPMG Taseer Hadi & Co.
Shariah Advisory Board	Mr. Hassaan Kaleem & Mr. Najeeb Khan
Fund Stability Rating	Not yet Rated
Minimum Investment Load	Rs. 10,000/- Initial Rs. 1,000/- Subsequently 3% (Front-end) 4% (Contingent Load) 4% If more than 1 year to Maturity of Plan and 2% if 1 year or less to Maturity of Plan
Dealing Days	Monday to Friday
Cut off times	3:00 PM 4:00 PM (Fri)
Pricing Mechanism	Forward
Management Fee	Upto 1% p.a. (on the value of underlying Funds not managed by UBL Fund Managers)
Fund Manager	Syed Shabbir Sardar Zaidi, CFA
Investment Committee	Yasir Qadri Syed Suleman Akhtar, CFA Hadi Mukhi Muhammad Imran Muhammad Waseem, CFA Syed Shabbir Sardar Zaidi, CFA

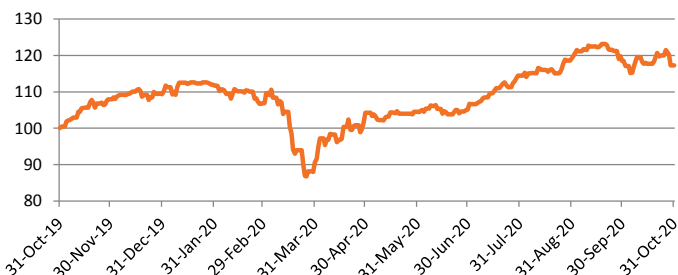
Holdings (% of Total Assets)

Al-Ameen Islamic Dedicated Equity Fund	71.8%
Al-Ameen Islamic Sovereign Fund	26.7%

Asset Allocation (% of Total Assets)

	Aug'20	Sep'20	Oct'20
Equity Funds	72.5%	72.2%	71.8%
Income Funds	26.1%	26.4%	26.7%
Cash	1.2%	1.1%	1.3%
Others	0.3%	0.3%	0.3%
Leverage	Nil	Nil	Nil

Value of 100 Rupees invested 12 months ago



Return vs Benchmark

	3 Months	6 Months	1 Year	3 Years	5 Years	Since Inception
AICTAP-XI	2.61%	13.03%	23.00%	-	-	19.93%
Benchmark	0.95%	11.25%	15.96%	-	-	12.60%

Returns are on absolute basis

Disclosures regarding Sindh Workers Welfare Fund

The Fund/Scheme has maintained provisions against Sindh Workers' Welfare Fund liability to the tune of Rs. 98,095, if the same were not made the NAV per unit/return of the Scheme would be higher by Rs. 0.25/0.21%.

Monthly Yield

	Nov'19	Dec'19	Jan'20	Feb'20	Mar'20	Apr'20	May'20	Jun'20	Jul'20	Aug'20	Sep'20	Oct'20	CYTD
AICTAP-XI	8.68%	3.00%	2.16%	-4.31%	-14.78%	16.69%	0.25%	0.63%	9.20%	4.31%	-0.66%	-0.97%	9.88%
Benchmark	8.02%	3.72%	1.77%	-6.41%	-16.02%	16.31%	-0.30%	-0.02%	10.56%	3.07%	-0.92%	-1.15%	3.49%

For periodic returns as per SECP's SCD Circular No. 16 of 2014, refer to the end of this FMR

Disclaimer : This publication is for informational purpose only and nothing herein should be construed as a solicitation, recommendation or an offer to buy or sell any fund. All investments in mutual funds are subject to market risks. The NAV based prices of units and any dividends/returns thereon are dependent on forces and factors affecting the capital markets. These may go up or down based on market conditions. Past performance is not necessarily indicative of future results. All returns are calculated assuming reinvested dividends. The calculation of performance does not include cost of sales load.

Smart Savings

Available on Social Media



call 0800-00026 | sms INVEST to 8258 | www.UBLFunds.com | CustomerCare@UBLFunds.com

Disclaimer: All investments in mutual funds are subject to market risks. Past performance is not necessarily indicative of future results. Please read the Offering Document(s) to understand investment policies & risks involved. Fund type: Open ended. Fund Category: Asset Allocation. Risk Profile: Medium. Benchmark: Weighted Avg. of (3M PKRV rates + 3M avg. deposit rate of 3 AA rated banks as selected by MUFAP), 6M KIBOR and KSE 100 Index based on actual proportion of the scheme in money market, fixed income and equity securities. Previously Average of 6M KIBOR rate + 2%. Note: All returns / figures are absolute net of all fees including management fee, calculated NAV to NAV with dividend re-invested. The calculation of performance does not include cost of sales load. Management Company rating AM1(JCR-VIS)